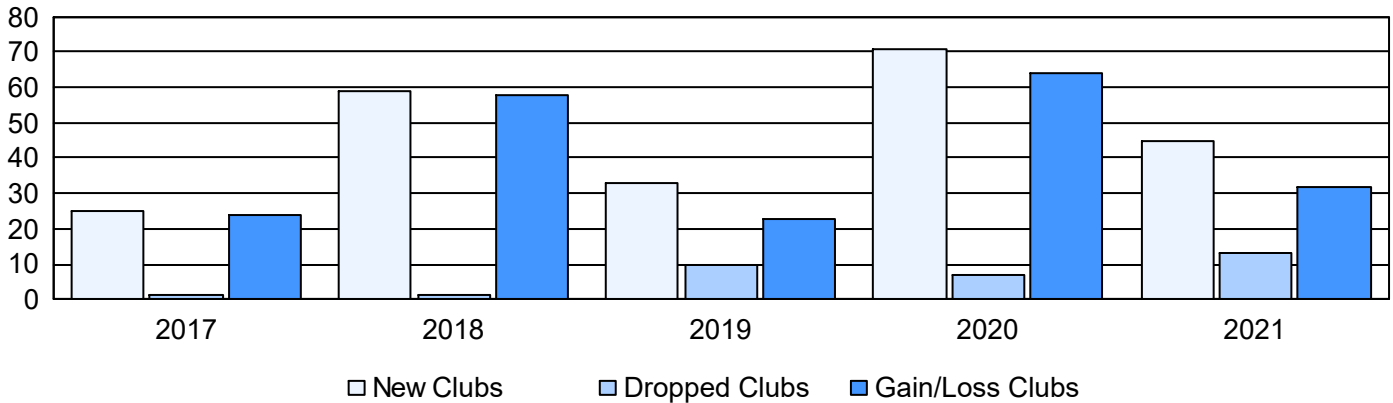
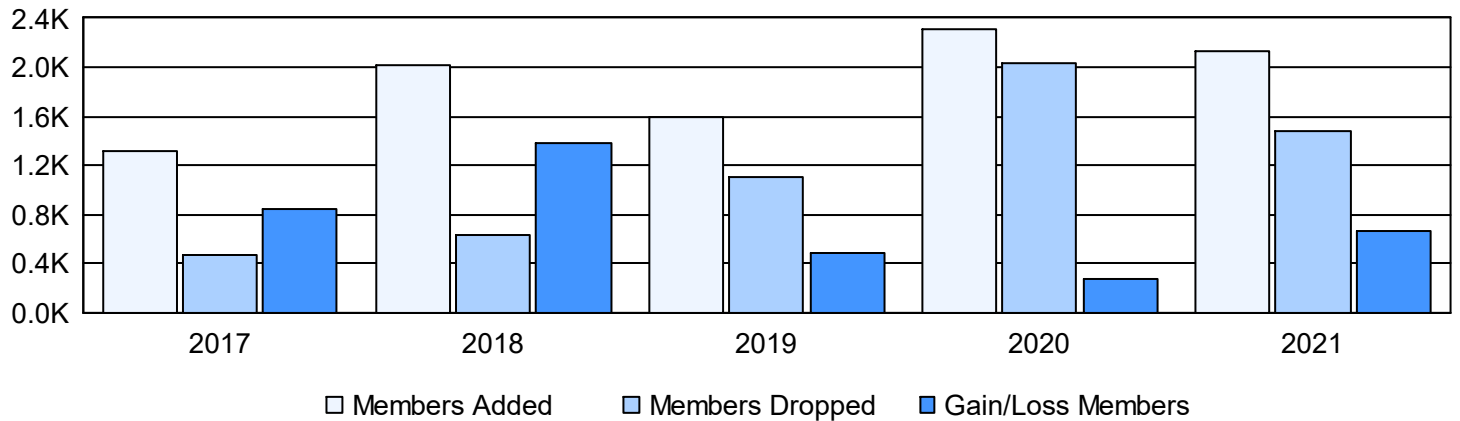


Year	New Clubs	Dropped Clubs	Gain/ Loss Clubs	New Members	Charter Members	Reinstate Members	Transfer Members	Total Member Added	Total Members Dropped	Gain/ Loss Members
2016-2017	25	1	24	633	675	5	3	1,316	468	848
2017-2018	59	1	58	597	1,385	14	17	2,013	636	1,377
2018-2019	33	10	23	694	861	33	8	1,596	1,104	492
2019-2020	71	7	64	659	1,566	68	12	2,305	2,029	276
2020-2021	45	13	32	1,036	1,074	16	11	2,137	1,477	660
Average	47	6	40	724	1,112	27	10	1,873	1,143	731

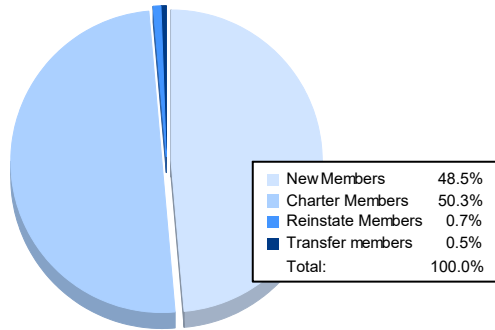
Clubs



Members



Membership Composition June 2021 Cumulative



Gender Composition June 2021 Cumulative

